


## Data sheet | Item number: 2092-1360/000-5000

1-conductor THT female header; 1.4 mm Ø solder pin; angled; Gripping plate; direct marking; 2.5 mm<sup>2</sup>; Pin spacing 5 mm; 10-pole; 2,50 mm<sup>2</sup>; light gray



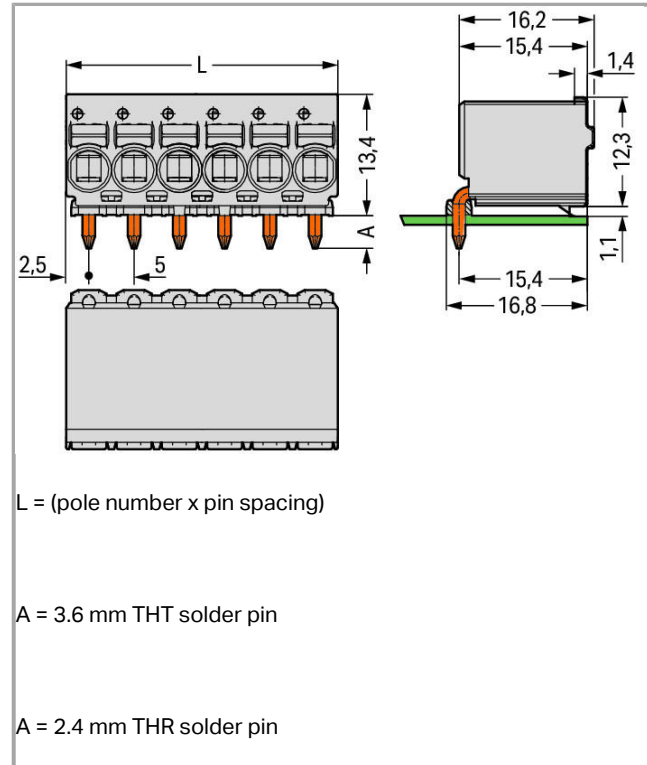
2092-1360\_000-5000



RoHS  
Compliant

BOMcheck.net

Color: ■



$L = (\text{pole number} \times \text{pin spacing})$

A = 3.6 mm THT solder pin

A = 2.4 mm THR solder pin

### Item description

- Universal connection for all conductor types
- Simple, push-in termination of solid and ferruled conductors
- Easy-to-use design does not require special tools
- Ability to wire while mated or unmated
- Integrated test ports for testing parallel to conductor entry
- Custom-installed solder pins

### Safety information 1:

The **picoMAX<sup>®</sup> pluggable connection system** is designed without breaking capacity for compliance with DIN EN 61984. When used as intended, MCS Connectors shall not be connected/disconnected when live or under load. The circuit design should ensure header pins, which can be touched, are not live when unmated.

### Data

#### Electrical data

### Ratings per IEC/EN 60664-1

Rated voltage (III / 3)	250 V
Rated impulse voltage (III / 3)	4 kV
Rated voltage (III / 2)	320 V
Rated impulse voltage (III / 2)	4 kV
Rated voltage (II / 2)	630 V
Rated impulse voltage (II / 2)	4 kV
Rated current	16 A

### Approvals per UL 1059

Rated voltage UL (Use Group B)	300 V
Rated current UL (Use Group B)	15 A
Rated voltage UL (Use Group D)	300 V

### Connection data

Connection technology	Push-in CAGE CLAMP®
Actuation type	Push-button
Solid conductor	0.2 2.5 mm <sup>2</sup> / 24 12 AWG
Fine-stranded conductor	0.2 2.5 mm <sup>2</sup> / 24 12 AWG
Fine-stranded conductor with ferrule with plastic collar	0.25 1.5 mm <sup>2</sup>
Fine-stranded conductor with ferrule without plastic collar	0.25 2.5 mm <sup>2</sup>
Strip length	9 10 mm / 0.35 0.39 inch
Conductor entry angle to the PCB	0°
Total number of connection points	10
Total number of potentials	10
Number of connection types	1
Number of levels	1
No. of poles	10

### Geometrical Data

Pin spacing	5 mm / 0.197 inch
Width	50 mm / 1.969 inch
Height	13.4 mm / 0.528 inch
Depth	50.4 mm / 1.984 inch
Solder pin length	3.6 mm
Solder pin diameter	1.4 mm
Drilled hole diameter (tolerance)	1.6 <sup>(- ... +0.1)</sup> mm



## Mechanical data

Design	With gripping plate
--------	---------------------

## Plug connection

Contact type (pluggable connector)	Female connector/socket
Connector connection type	for PCBs
Mismating protection	No
Mating direction to the PCB	0°

## PCB contact

PCB contact	THT
-------------	-----

## Material Data

Color	light gray
Material group	I
Insulating material	Polyphthalamide (PPA GF)
Flammability class per UL94	V0
Clamping spring material	Chrome nickel spring steel (CrNi)
Contact material	Electrolytic copper (E <sub>Cu</sub> )
Contact plating	tin-plated
Fire load	0.263 MJ
Weight	13.171 g

## Environmental Requirements

Limit temperature range	-60 +100 °C
-------------------------	-------------

## Commercial data

Country of origin	DE
GTIN	4050821354482
Customs Tariff No.	85366990990

## Approvals / Certificates

### Radio-Approvals

Logo	Approval	Additional Approval Text	Certificate name
	<b>CB</b> DEKRA Certification B.V.	IEC 61984	NL-49737
	<b>CSA</b> DEKRA Certification B.V.	C22.2	2362521





KEMA/KEUR  
DEKRA Certification B.V.


IEC 61984

71-  
102261


## Country specific Approvals

Logo	Approval	Additional Approval Text	Certificate name
	CB DEKRA Certification B.V.	IEC 61984	NL-49737
	CSA DEKRA Certification B.V.	C22.2	2362521
	KEMA/KEUR DEKRA Certification B.V.	IEC 61984	71- 102261

## Other Approvals

Logo	Approval	Additional Approval Text	Certificate name
	cURus Underwriters Laboratories Inc.	UL 1059	E45172

## UL-Approvals

Logo	Approval	Additional Approval Text	Certificate name
	cURus Underwriters Laboratories Inc.	UL 1059	E45172

## Downloads

## Documentation

## Additional Information

Technical explanations	Apr 3, 2019	pdf 3.6 MB	Download
------------------------	-------------	---------------	----------



Product family

picoMAX eCOM

Show all products from the family

Subject to changes.

---